IVD ISO 9001 ISO 13485

Specifications

Model	AH10
Basic Parameters	
Testing Method	Chromatography/ion–exchange liquid chromatography
Testing Item	Glycated haemoglobin A1c (HbA1c)
Testing Scope	4.0%–16.0%
Testing Parameters	Precision (CV) ≤3%
Testing Time	Print report within 4 minutes and 10 seconds after analysis
Sample Type	Venous blood
Function Parameters	
Photometer	415nm LED Integral flow colorimeter
Sampling Mode	By manual
Calibration Mode	Two points calibrat1on
Control Graph	Viewable / Printable
Thermostatic Control	Constant temperature for chromatographic column at about 25℃
Output Parameters	
Display	5 inch colorful touch screen
Printer	Built in 58mm thermal printer, Printing testing curve and report
Report Output	IFCC concentration, NGSP area percentage, ADAG average glucose
Data Storage	1000 test reports (including testing curve)
Communication Interface	USB/RS232 communication interface, connecting to HIS/LIS, Users can prepare the scanning gun
Working Parameters	
Power Supply	~220V ± 22 V 50Hz ± 1 Hz 215VA
Size	342mm × 217mm × 335mm
Weight	6.5 kg
Working Environment	Temperature: 10℃ – 30℃, Relative humidity≤70%

Please refer to the operation manual for the taboo contents or matters need attention.

JIANGSU AUDICOM MEDICAL TECHNOLOGY CO.,LTD

Address: 4F, No.4 Building, High-tech Industrial Park, No.36 Nanwei 4 Rd., Dingmao, Zhenjiang, Jiangsu, China

Tel:0086-511-88880197 Fax:0086-511-84449169 P.C: 212009 E-mail: sales@audicomivd.com

Got the ISO9001 Quality Certificate
Got the ISO13485 Quality Certificate
CE approved by TUV Rheinland

AUDICOM

HbA1c Analyzer
AH10

www.audicomivd.com

JIANGSU AUDICOM MEDICAL TECHNOLOGY CO.,LTD

AH10
HbA1c Analyzer

Adopts classical principle of methodology–ion exchange liquid chromatography, it is the gold standard of HbA1c analysis, and it is the only analysis method to really separate HbA1c directly by measuring the piecemeal absorbance through continuous on line, and obtain the correct area percentage with integration.

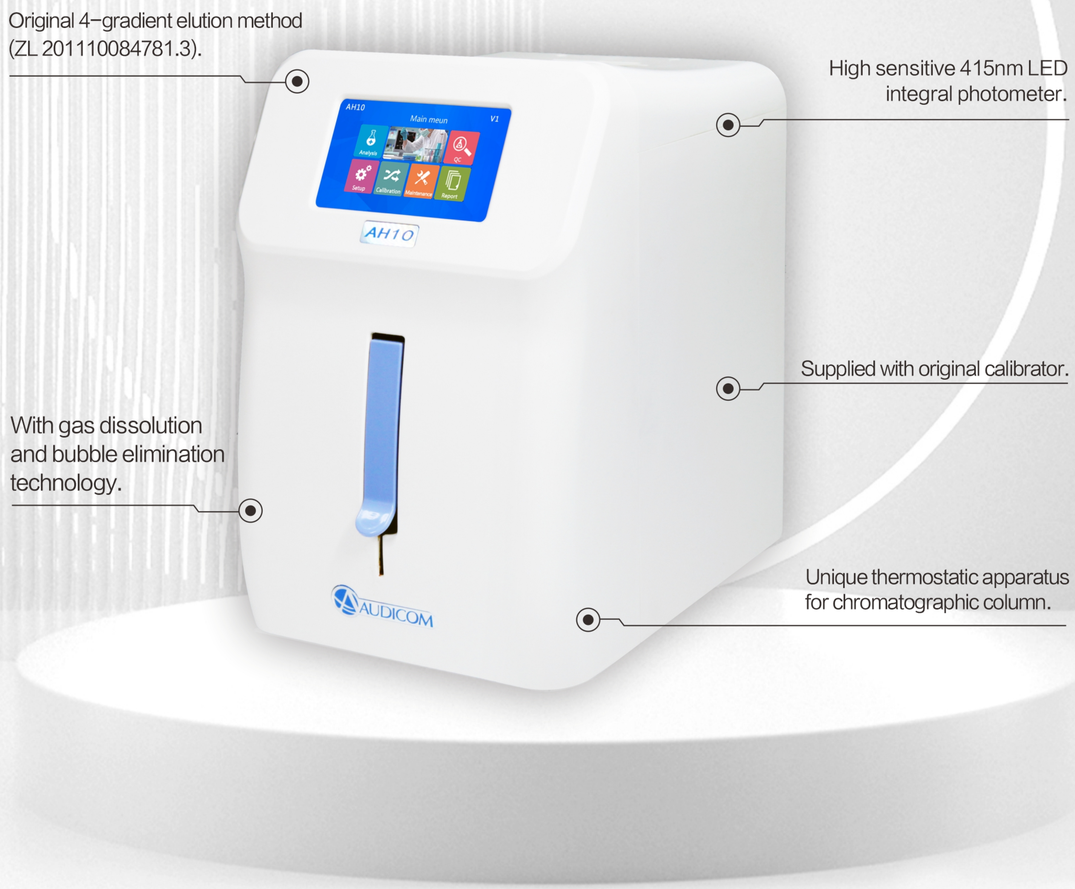

AH10 HbA1c analyzer – Curve

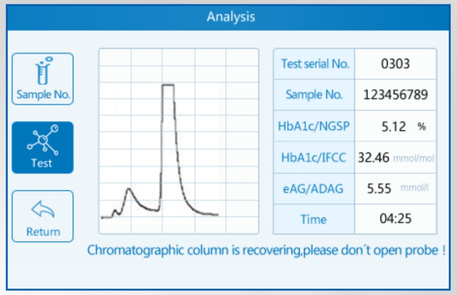

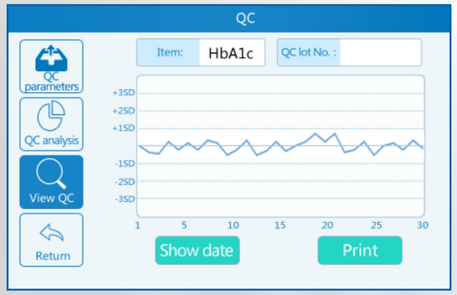

Six major functional features

1. Real–time chromatogram, intelligent process monitoring.
2. Molded production, color touch screen, humanized man–machine exchange UI design.
3. Fully open structure, reasonable flow path, low fault, easy maintenance.
4. Equipped with a scanning gun interface, the user can configure the scanning gun according to the need, and he scanned sample information is uploaded to the LIS system together with measurement results.
5. Real–time quality control chart analysis control, visual performance and state of the instrument.
6. Results of samples can be checked by time, order and patient sample numbers.